

GRH Conduit Outlet Boxes

Explosionproof, Dust-Ignitionproof

UNILETS™ for use with Threaded Metal Conduit. Furnished with Internal Ground Screw and O-ring.

NEC/CEC:

Class I, Division 1 and 2, Groups A, B, C, D

Class II, Division 1 and 2, Groups E, F, G

Class III

NEMA 3, 4

Applications

- Complies with a wide range of classified area requirements.
- Corrosion-resistant: ideal indoors or out.
- For pulling of wires.
- Connect conduit lengths and change direction of conduit runs.
- Provide access for maintenance.

Features

- Malleable iron bodies have high tensile strength and ductility. Provides great resistance to corrosion, impact, and shock.
- Accurately tapped, tapered hub threads for tight, rigid joints and ground continuity.
- Furnished with covers.
- General purpose wiring.
- Designed for use in Class I, Groups A, B, C, and D; Class II, Groups E, F, and G; and Class III.
- Internally threaded body with externally threaded covers.
- Standard o-rings provide raintight fit. NEMA 3, 4.
- Internal ground screw standard.
- Smooth, rounded integral bushing in each hub type box protects conductor insulation.

Standard Materials




- Body: malleable iron
- Cover: copperfree (4/10 of 1% max.) aluminum

Standard Finishes

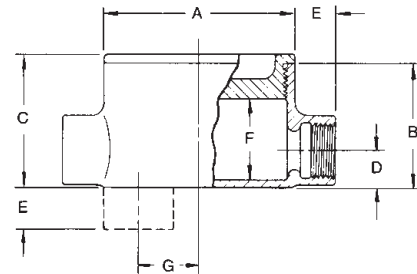
- Body: triple-coat — (1) zinc electroplate, (2) chromate, and (3) epoxy powder coat
- Cover: epoxy powder coat

NEC/CEC Certifications and Compliances

- UL Standard: UL 886 (UL 1203)
- UL Listed: E85310
- CSA Standard: C22.2 No. 25, C22.2 No. 30
- CSA Certified: 013017, 025875

	Hub Type	Conduit Size (Inches)	Cover Opening mm (in)	Capacity dm ³ (in ³)	Catalog Number Malleable Iron
		1/2	85.9 (3.38)	0.23 (13.8)	GRHC50
	GRHC	3/4	85.9 (3.38)	0.23 (13.8)	GRHC75
		1	85.9 (3.38)	0.23 (13.8)	GRHC100
		1/2	85.9 (3.38)	0.23 (13.8)	GRHL50
	GRHL	3/4	85.9 (3.38)	0.23 (13.8)	GRHL75
		1	85.9 (3.38)	0.23 (13.8)	GRHL100
		1/2	85.9 (3.38)	0.23 (13.8)	GRHLB50
	GRHLB	3/4	85.9 (3.38)	0.23 (13.8)	GRHLB75
		1	85.9 (3.38)	0.23 (13.8)	GRHLB100
		1/2	85.9 (3.38)	0.23 (13.8)	GRHT50
	GRHT	3/4	85.9 (3.38)	0.23 (13.8)	GRHT75
		1	85.9 (3.38)	0.23 (13.8)	GRHT100
		1/2	85.9 (3.38)	0.23 (13.8)	GRHX50
	GRHX	3/4	85.9 (3.38)	0.23 (13.8)	GRHX75
		1	85.9 (3.38)	0.23 (13.8)	GRHX100

Dimensions in Millimeters (Inches)



Hub Size (Inches)	A	B	C	D	E	F	G
1/2	95.3 (3.75)	62 (2.44)	66.8 (2.63)	19.1 (0.75)	20.6 (0.81)	41.4 (1.63)	31.8 (1.25)
3/4	95.3 (3.75)	62 (2.44)	66.8 (2.63)	19.1 (0.75)	20.6 (0.81)	41.4 (1.63)	31.8 (1.25)
1	95.3 (3.75)	62 (2.44)	66.8 (2.63)	23.9 (0.94)	23.9 (0.94)	41.4 (1.63)	26.9 (1.06)